



# IAP-ID NEWSLETTER

INTERNATIONAL ACADEMY OF PATHOLOGY – INDIAN DIVISION (IAP-ID)  
N E W S B U L L E T I N

Vol 24, No.1 & 2, January & July 2021.

Editor: Dr. Reeni Malik

**IAP-ID WEBSITE: [www.iapid.org](http://www.iapid.org)**

## Executive Council 2021

### **President:**

**Dr. ANITA S. BHADURI**

Head of Lab Medicine Medical,  
Department of Pathology,  
P. D. Hinduja Hospital & Medical Research Center,  
Mahim, Mumbai, Maharashtra

### **Secretary & Treasurer:**

**Dr. REENI MALIK**

Professor & Head,  
Department of Pathology,  
Gandhi Medical College & Hamidia Hospital  
Bhopal-462001, Madhya Pradesh

### **Editor, IAP-ID Newsletter:**

**Dr. REENI MALIK**

### **Councillors:**

**Dr. NARENDRA KRISHNANI**

Professor, Department of Pathology,  
S.G.P.G.I.M.S.,  
Raebareilly Road,  
Lucknow - 226014, Uttar Pradesh

**Dr. I. PRASEEDA**

Professor & HOD  
Department of Pathology,  
Travancore Medical College,  
Kollam, Kerala

**Dr. DEBDATTA BASU**

Professor & Head  
Department of Pathology  
JIPMER,  
Puducherry

### **Ex – Officio Members:**

#### **Immediate Past President:**

**Dr. SIDDHARTHA DATTA GUPTA**

Ex Professor, Department of Pathology  
All India Institute of Medical Sciences,  
New Delhi

#### **Immediate Past Secretary & Treasurer:**

**Dr. ANITA S. BHADURI**


Head of Lab Medicine Medical,  
Department of Pathology,  
P. D. Hinduja Hospital & Medical Research Center,  
Mahim,  
Mumbai, Maharashtra

### **Advisor**

**Dr. FRANCISCO COUTO**

IAP Vice President  
Director Professor of Pathology,  
Goa Medical College  
714, La Campala Colony  
Panaji 403001, Goa

## PRESIDENT'S MESSAGE



Dear Members,

As we go into print the year is entering its last quarter. The COVID Pandemic is not over yet and we are by now getting used to facing the challenges and the new ways of living Life!

Our last social interaction was in December 2019 at Chandigarh for the annual Conference. Since then it has been a virtual world. There could be no in-person meetings organized in 2020. Hence, the Executive Council and the General Body of the IAP-Indian Division held their meetings on the Zoom platform on Dec 20th, 2020 as mandated by the Constitutional provisions.

It was resolved then that in order to ensure a smooth transition and for maintaining continuity, we would need to have a common member from the past to the present committee to handle the reins. I thank each and every one of you for your faith and belief in my abilities to be nominated to the position of the President from the incumbent position of Secretary & Treasurer of the IAP-ID, the term of which was ending in Dec 2020.

In January 2021, I took over from our immediate past President, Dr Siddhartha Datta Gupta, who in his tenure steered the academy to great heights and left his imprint on the educational activities. I hand over the responsibilities of the Secretary & Treasurer to Dr. Reeni Malik, a very enthusiastic and motivated colleague, eager to carry on the good work.

Now as we live our personal, academic and professional lives in "bubbles", this responsibility appears even greater than imagined! We may have slowed down somewhat in a year but with Dr. Reeni Malik alongside and my team of able Councilors, I am sure that your encouragement and support can help us march onwards to greater heights. I particularly wish to thank the two past Presidents, Dr. S. Datta Gupta and Dr. K. P. Aravindan, both renowned educationists and humility personified, who have been pillars of support in my term as Secretary. No words are enough to reciprocate the guidance and help extended by Dr Francisco Couto, Advisor to the IAP-ID, at each step along the way.

We have gone Virtual in 2021 with our academic meetings and had the first teaching workshop hosted by Dr Megha Uppin & team from Hyderabad on Muscle biopsy Pathology. It was a huge success. The second activity, Annual CME was hosted from Lucknow by Dr. Nuzhat Husain & team on nuances and pitfalls in GI biopsies-neoplastic and beyond which was again a huge success. The last one, Annual Conference, is being hosted from Raipur by Dr Renuka Gahine for which the foreign guest speaker is Dr. Puay Hoon Tan from Singapore. She is much sought after for meetings and I am happy that she accepted our invite. There is also a Symposium on Quality Assurance in Anatomic Pathology moderated by Dr. Jayaram N. Iyengar and a Slide Seminar on VISA [Variable Interpretation of Similar Appearances] of tumors of Accessory cells moderated by Dr. Faiq Ahmed.

I seek your cooperation in increasing our family of members actively, enhance the academic level of our meetings and contribute in enriching the Academy to be the lead in the spread of knowledge and education.

Best wishes,

**Dr. Anita S. Bhaduri**

President, IAP-ID



Dear friends,

First and foremost I thank all the members and the executives for entrusting me the prestigious responsibility of Secretary and Treasurer of IAP-ID. The successful tenures of my predecessors is the benchmark from where I have taken over and their hard work and dedication will constantly motivate me to carry on this work under the guidance of all my seniors and colleagues.

Amongst the innumerable pandemic side effects, one of them was online conduction of scientific conglomerations. However, the virtual meetings have started happening very successfully.

As soon as I took over, an outstanding midyear teaching program which was an online workshop on "Muscle biopsy Pathology" was organized on 24th & 25th April 2021 by the Department of Pathology, Nizam's Institute of Medical Sciences, Hyderabad under the chairmanship of Dr. Shantveer Uppin, Dr. Megha S. Uppin, the organizing secretary beautifully conducted the programme and chose magnificent speakers and topics which was a learning experience in itself.

The next event on 18th & 19th September 2021 was taken up by Prof. Nuzhat Hussain, Professor and HOD of Pathology, Ram Manohar Lohia Institute of Medical Sciences, Lucknow (UP) and her team. They left no stones unturned to make IAP-ID XIII Annual CME 2021 "Nuance & Pitfalls in interpretation of Neoplastic GI Biopsies and beyond" a huge success. The National and international faculties by lectures, slide seminars and interactive discussions enriched the knowledge of participants in their comfort zones.

This year IAP-ID Annual Conference 2021 is being hosted virtually on 2nd December 2021 by Dr. Renuka Gahine, the organizing secretary & Dr. Raju Bhaisare, the organizing chairperson at Raipur preceded by APCON 2021 from 3rd to 5th December 2021. The Annual conference has a plethora of interesting guest lectures, symposium and slide seminar, the details of which are already on the website. Though online, but it will be extremely interesting and enlightening. I hope the coming year has a pleasant scenario in store for us. We will defeat the virus and will come out as healthy globe.

My sincere and humble request to all the members to kindly renew their membership and also the arrears, if any. Also, there are many members whose email addresses are missing whereby we have not been able to send them the request letters for renewal of membership.

The IAP-ID website has been taken over by now webmaster and we have updated it. Few more changes we shall be doing in the coming months to make it more user friendly. Any suggestions are most welcome.

Before I conclude, I, with folded hands apologize for any error which can happen knowingly or unknowingly during my tenure. I will correct it whenever pointed out.

My best wishes to all and looking forward to your support.

With warm regards,

**Dr. Reeni Malik**

Secretary & Treasurer, IAP-ID

### THANK YOU

The IAP-ID expresses its gratitude and thanks to Dr. Siddhartha Datta Gupta, Dr. Anita Bhaduri and Dr. Usha Kini who have completed their tenures as President, Secretary & Treasurer and Councilor respectively at the end of 2020 for their contributions and services to the IAP-ID

### US CANADIAN ACADEMY OF PATHOLOGY (USCAP)

Extensive Educational material, proceedings of scientific meetings, etc., are made available on the USCAP website for members of the Indian Division of the IAP. The IAP-ID Newsletter is also featured on this site.  
[www.uscap.org](http://www.uscap.org)

### IAP-ID WEBSITE

Please visit the IAP-ID Website for information on various IAP-ID activities including Newsletters, meetings, etc.  
[www.iapid.org](http://www.iapid.org)



## NEW OFFICE BEARERS

The IAP-ID congratulates and welcomes the new President Dr. Anita Bhaduri (Mumbai), Secretary & Treasurer Dr. Reeni Malik (Bhopal) and new Councilor Dr. Debdatta Basu (Pudicherry) who were elected at the virtual GBM held on 20th December 2020. The tenure of the new Office Bearers began on 1 January 2021. For the benefit of the members their brief biodata is given below

### Dr. ANITA S. BHADURI



Dr. Anita S. Bhaduri is currently Consultant Histopathologist and Head of the Department of Lab Medicine Medical, at P. D. Hinduja Hospital & MRC, Mumbai. She was Asst. Prof. of Pathology from 1981-1989 at the Gujarat Cancer and Research Institute, Ahmedabad and subsequently Associate Professor of Pathology [1989-1992] and in-charge of the population-based tumor registry there. She relocated to Mumbai in 1992 and joined the P. D. Hinduja Hospital as fulltime hospital based Consultant in 1993. Dr. Bhaduri had her Medical Education at the G.S.V.M. Medical College, Kanpur, from where she did her graduation (1972-1977) and then her M.D (Pathology & Bacteriology) in 1980 from the University of Kanpur. Dr Anita Bhaduri has been a past Councilor [2011-2013] and Secretary & Treasurer of the IAP-Indian Division [2017-2020].

At the Gujarat Cancer & Research Institute, Ahmedabad, she set up immunostaining and electron microscopy in the mid eighties. At Hinduja Hospital too she set up IHCs and upgraded the services of the Surgical pathology and Cytopathology sections to a well- recognized and accredited section of repute that it is today.

She was awarded the British Council Fellowship in 1989 for 'Advanced Histopathology and Electron Microscopy' at the Royal Postgraduate Medical School, London, and at the University College of Medical Sciences, London. She had the opportunity to work with Prof. Nicholas A. Wright, Prof. P. Isaacson and Prof. J. Azzopardi at these institutes, and she spent 6 months in UK. This initiated her interest in breast pathology and lymphomas. She has had the privilege of training in many hospitals in the U.S.A. subsequently, namely Memorial Sloan Kettering Cancer Centre, NYC, Mayo Clinic, Stanford University Medical School and Johns Hopkins' Medical School. This training has helped her keep abreast of the latest in the subject. Dr. Bhaduri was awarded the fellowship of the Indian College of Pathologists in 2017.

At the Hinduja Hospital, she was responsible in upgrading the sections of Histopathology and Cytopathology to its current status. She introduced IHCs there in mid nineties and has taken their section successfully through 3 major laboratory accreditations, namely ISO 2001 (2000), College of American Pathologists {CAP} (2006) and National Accreditation Board for Laboratories [NABL](2008). The hospital Laboratory also conducts certified training for medical Lab technologists [AMLT]

Dr. Bhaduri has been associated with the Bombay Breast Group (BBG) since 1994 and the Group of Gynecologic Pathologists (GGP) since 1998. Since 2004 she is also conducting the monthly meetings of the GGP at Hinduja Hospital, Mumbai. The GGP group has conducted several CMEs at state, national and international levels. She was invited as faculty for the Annual Meeting of IAP-Nepalese division as well[2016]. Along with the BBG she has conducted several International workshops on Breast Pathology and CMEs at Mumbai and in Colombo, Sri Lanka (2015).

She has contributed chapters in 2 textbooks – one on Post-transplant Lymphoproliferative Disorders (2010) and the other in 'Guidelines for Breast Pathology Reporting' (1997). She has more than 48 publications in peer reviewed journals, both National and International, including Acta Cytologica, Lancet, Annals of Hepatology, American Journal of Surgical Pathology and The Breast Journal. She is a reviewer for IJPM, Ind. J. Ophthalmology and I. J. Cytology. Dr. Bhaduri is a guide for the Post-doctoral Certificate Course in Oncopathology of the Indian College of Pathologists [PDCC] since 2003 and has had 6 candidates under her so far.

She is the Hon. Editor of the Lab Newsletter of Hinduja Hospital, Lab. Communique, and a life member of various professional bodies, like ISHBT, IAPM and IAC. She was awarded the Dr M. T. Paithankar Oration in Nov 2010 by Vidarbha Association of Pathologists & Microbiologists and the Sri Venkateshwara Balaji Pathology Gold medal Chair oration in 2018 by Tirupati medical College.

Dr Bhaduri has participated as invited faculty in various National and International CMEs and Conferences in both Cytopathology and Surgical pathology. She was the Organizing Secretary of 11th Annual CME of IAP-ID in 2008 at Hinduja Hospital on 'Newer Perspectives in Gynecologic Pathology' and in IAP-ID annual CME in 2016 on "Image guided Biopsy Interpretation: Lessons learned in practice". Along with the GGP, she has conducted CMEs on Gynecologic pathology at APCON in Lucknow (1999), MAPCON in Nashik (2006) IAP-ID at Mumbai (2008), APCON in Hyderabad (2010), Ambejogai (2011) and MAPCON (Dhule 2011). She was the co-convenor of gynec path session at the 6th APIAP, Kochi [2009] and moderator for the gynec pathology session at APCON, Hyderabad [2010]. She also conducted the first trans-Pacific Digital case conference on telemedicine with the University of Nebraska, U.S.A. in March 2010 on PathXchange platform Web-based conferencing methods are an emerging field in Surgical Pathology today.

Dr. Bhaduri has conducted hands-on training workshops at Pune, Kakinada and Nagpur on Immunohistochemistry and its techniques for pathologists and Lab technologists.

Her chief areas of interest continue to be Breast and GYN pathology, Cytopathology with Immunohistochemistry and Lab accreditation and Quality issues.

## Dr. REENI MALIK



Dr Reeni Malik is presently working as the Prof & Head, Dept of Pathology at Gandhi Medical College, Bhopal which also happens to be her alma mater where she did her graduation as well as post graduation too. Her career started from the same department where she was working as Demonstrator & later joined as Assistant Professor. She has more than 37 years of undergraduate & nearly 32 years of Postgraduate teaching experience.

Besides being a member of the IAP-ID she is the Life Member of IAPM, Indian Academy of Cytologists, Indian Society of Haematologists & Blood Transfusion, Indian College of Pathologists, Member of Board of Studies of Madhya Pradesh Medical Sciences University. She has held many positions of Secretary IAPM MP Chapter, Chairperson IAPM MP Chapter, Treasurer IAPM Bhopal chapter etc.


She went to London on Common Wealth Fellowship for a period of one year where she received extensive training on Immunohistochemistry at Imperial College of London, Hammersmith Hospital. She got the opportunity to work with Dr Massimo Pignetelli, Dr Thomas Kruz, Dr Julia Polak, Dr Anne Bishop & under their guidance received vast experience in surgical pathology & IHC. This helped her to establish IHC for first time in her institute in the entire state of Madhya Pradesh.

She has a keen interest in Histopathology & Cytopathology with special interest in Breast & Gynae pathology.

She has organized several State level & National level Workshops & CMEs in her institute in Surgical Pathology, Cytology, Haematology, Haemophilia & Coagulation Studies. She was the Organising Secretary of Cytocon 2004 & also Apcon 2017. She has also organized State conference of IAPM in 2003. Several training workshops on coagulation studies & laboratory methods to train the technical personnel & Medical officers of the state Govt were also organized by her.

She has been Guide & Co guide in many MD & Phd thesis works. She has many publications in journals of national repute.

## Dr. DEBDATTA BASU



Dr. Debdatta Basu is currently the Professor and Head of the Department of Pathology, Jawaharlal Institute of Post Graduate Medical Education & Research (JIPMER), Puducherry. He did his MBBS (1985) and MD Pathology (1990) from Maulana Azad Medical College, New Delhi. He then worked as Senior Resident at the Department of Pathology, MAMC, till March 1994 after which he joined at the G. B. Pant Hospital, New Delhi as a Senior Research Associate. In January 1995 Dr. Basu joined as Assistant Professor of Pathology at JIPMER, Pondicherry and rose through various positions to become Head of Department from July 2019 to date.

Dr. Basu has been awarded several prizes, medals & national & international awards. He was awarded the M R Parthasarathi and A V Ramprasad Oration at the 41st Annual Conference of Karnataka Chapter of Indian Association of Pathologists and Microbiologists (KCIAPM) held at Bangalore in 2014; B D

Barooah Oration at the North East Annual Pathology Conference under the aegis of Indian Association of Pathologists and Microbiologists held at Shillong in September 2013; winner of the Best Paper Award in category B (original work) at JSS for the year 2008-2009 for the paper entitled 'Prognostic Significance of bone marrow histology in multiple myeloma'; recognized as 'Young Pathologist' by the Tamil Nadu and Pondicherry Chapter of IAPM and awarded a book grant in 2008; winner of Nalini Bai Thakkar Award for the best paper by a young scientist at the Annual Conference of IAC at Manipal in 1991.

He is a much sought after Faculty Speaker and has delivered talks, guest lectures and Orations at various CMEs /Workshop / conferences till date which include Oration at NRIGRIHMS, Shillong in 2013; Oration at Annual KCIAPM, Bangalore 2014; lectures at ISHTM Delhi 2019, Kochi 2018, Jaipur 2016, Bangalore 2015, Hyderabad 2014, Mumbai 2013, Chandigarh 2011, Delhi 2009, JIPMER 2008; APCON Kochi 2015, Chennai 2008, Indore 2005, Pune 2004; National CME at Belgaum, 2009, 2016; AIIPNA – Annual CME – Bhubaneswar 2016, Bhopal 2019, Online 2020; Annual CME in Pathology at MAMC, New Delhi 2014, 2013, 2012, 2011, 2010; various CMEs in Bangalore, Calcutta, Varanasi, Delhi, Bhilai, Chitradurga, Trichy, Brahmapur, Chennai, Shillong, Salem; International Lymphoma update in CMC, Vellore 2012; Faculty at an off-site workshop on Medical Education technology at AIIMS, Patna in 2014, AIIMS Bhubaneswar 2019. AIIMS Bhubaneswar 2020; CME on Med Education, Surat 2009, MGMCRI, Pondicherry 2013 and 21 webinars on various topics of Hematopathology ever since COVID pandemic started. He has also been visiting Professor in several Colleges.

Dr. Debdatta Basu has organized various Conferences and CMEs like International CME in Surgical Pathology 2012, ISARCON 2011, MEDUCON 2011, TAPCON 2010 – Scientific Committee chairperson; National Conference of ISHTM 2008, Cytocon 2013 – Scientific Committee in JIPMER; National CME in Hematopathology, JIPMER - September 2013, April 2015, 2018, 2019. He has organized workshops and slide sessions on BM biopsy in various parts of the country in Delhi, Brahmapur, Hyderabad, Belgaum, Indore, Bangalore and Pondicherry.

Dr. Basu has a number of research projects and has been a guide for Ph.D (3 thesis), DM / MCH (Guide in 1 and Co guide in 1) as well as MD (15 in Pathology and 2 in Transfusion Medicine) and MS (Co guide) Postgraduate thesis and has been a co guide in 25 thesis in Pathology, Medicine, Surgery, Obstetrics-Gynecology, Orthopedics, Paediatrics, Pharmacology and Anatomy; and MSc MLT Pathology.

Dr. Debdatta Basu has been nominated as member for revising MD Pathology curriculum by National Medical Commission. He has 203 publications in indexed journals and is on the Editorial board of Human Pathology, IJHBT, IJPM.

At JIPMER Dr. Basu has had several administrative and organizational responsibilities like Officer in Charge and Head of Department of Transfusion Medicine 2014 to 2020; Core Faculty member of Medical Education Department since 2006; former staff advisor to students 2013 and warden of Postgraduate Men's Hostel; Member Secretary of Under graduate Research Monitoring Committee; member of PhD monitoring committee; and, Member Secretary of Transfusion Committee of JIPMER.

Dr. Basu is a Member and Fellow of several scientific societies like Life Member of Indian Society of Hematology and Transfusion Medicine, Life Member of Indian Association of Pathologists & Microbiologists (IAPM); member and Councilor of International Academy of Pathology – Indian Division (IAP-ID); Life Member of Indian Academy of Cytologists; member of Tamil Nadu Chapter of IAPM; and, member of Pondicherry Chapter of ISHBT.

Dr. Basu's areas of interest include Hematopathology, Lymphoma, Bone marrow trephine and Medical Education and other interests include both General and Medical Quizzing

## EDITOR'S COLUMN

It is my proud privilege to take over as the editor of IAP-ID newsletter from this year. I will try my best to maintain the legacy of this newsletter as it is giving me an opportunity to work with IAP-ID.

The newsletter is the face of the association as it gives the condensed information about the academic activities and achievements of the association. Till date, it has spoken volumes of phenomenal working of the association at International & National level. Hence to keep up the tradition, I request all the members to send the details of all the activities they are doing under the IAP & IAP-ID forum so that they can be included in the newsletter. We shall try our best to constantly improve the contents of the newsletter.

Also, my whole hearted request to all the members to help us find sponsors/advertisers for the IAP-ID newsletter so that the core funds of the IAP-ID can be preserved.

I wish you all pleasant reading.

**Dr. Reeni Malik**

Editor, IAP-ID Newsletter

## IAP-ID Academic Programs 2022

The IAP-ID has the following programmes during the course of the year:

- **Mid-Year Teaching Programme (usually a Workshop)**
- **IAP-ID Annual CME**
- **Annual Conference (usually held in conjunction with IAPM Conference) having a Symposium and Slide Seminar**

Those members desirous of organizing and hosting the Mid Year Teaching Programme 2022 or Annual CME 2022 should send their proposals and its theme in the formats uploaded on the website of the International Academy of Pathology - Indian Division (IAP-ID) to the Secretary & Treasurer, Dr. Reeni Malik (address on website).

For the Annual Conference 2022 (held along with IAPM Conference) those desirous of being Moderators for Slide seminar or Symposium should send their names along with the proposed titles to the Secretary and Treasurer, IAP-ID. As per the decision of the General Body certain topics may be suggested as possible subjects for Slide seminar and Symposium. However, as per the decision of the Council and General Body of the IAP-ID, the person selected as moderator shall be the one who is felt to be best suited for the particular topic of Slide seminar and/or Symposium.

All proposals should reach the Secretary & Treasurer, IAP-ID, in prescribed formats latest by 30th October 2021, so as the same proposals could be discussed and approved by the Council and General Body of the IAP-ID.

Format for the proposals can be downloaded from the IAP-ID website.

The proposals should be sent to:

**Dr. REENI MALIK**

Secretary & Treasurer

IAP - Indian Division,

16, Ridge Road, Idgah Hills,

Bhopal, M.P., 462001.

Email: reenimalik@yahoo.co.in





# INTERNATIONAL ACADEMY OF PATHOLOGY - INDIAN DIVISION

## Annual Conference 2021 (Virtual)

Raipur, Chhattisgarh

2<sup>nd</sup> December 2021

### Scientific Programme

2.00 pm – 2.15pm	Inauguration
2.15pm – 3.15pm	<p><b>Guest Lecture by Invited Foreign Guest Speaker</b></p> <p><b>Title: “Breast Cancer Reporting – latest updates from the International Collaboration on Breast Cancer”</b></p> <p><b>Speaker: Prof. Dr. Puay Hoon Tan</b>  <i>Senior Consultant and Chairman, Division of Pathology, Singapore General Hospital  Academic Chair, SingHealth-Duke NUS Pathology Academic Clinical Program  Professor, Duke-NUS Medical School  Professor, Department of Anatomy, Yong Loo Lin School of Medicine, NUS</i></p>
3.15pm - 5.00 pm	<p><b>Symposium</b></p> <p><b>Topic: “Quality Assurance in Anatomic Pathology”</b></p> <p><b>Moderator: Dr. Jayaram N. Iyengar</b>  <i>Managing Director,  Neuberg Anand Academy of Laboratory Medicine,  Bengaluru</i></p>
5.00pm - 5.10 pm	Break
5.10pm – 6.10pm	<p><b>Slide Seminar by Invited Foreign Guest Speaker</b></p> <p><b>Title: “Breast Pathology Potpourri”</b></p> <p><b>Speaker: Prof. Dr. Puay Hoon Tan</b>  <i>Singapore</i></p>
6.10pm - 8.10pm	<p><b>Slide Seminar</b></p> <p><b>Topic: “VISA [Variable Interpretation of Similar Appearances] of tumors of Accessory cells”</b></p> <p><b>Moderator: Dr Faiq Ahmed</b>  <i>Department of Pathology,  Basavatarakam Indo- American Cancer Hospital &amp;  Research Institute  Hyderabad</i></p>
8.10pm - 8.15pm	Concluding Session
8.15 pm	Meeting concludes

## IAP-ID INVITED FOREIGN GUEST SPEAKER for ANNUAL CONFERENCE 2021

This year for the IAP-ID Annual Conference 2021 being held virtually from Raipur, Chhattisgarh, on 2nd December 2021 our invited Guest Speaker will be Prof. Dr. Puay Hoon Tan, Senior Consultant and Chairman, Division of Pathology, Singapore General Hospital. The IAP-ID is deeply honored and happy to have Prof. Dr. Puay Hoon Tan at the Meeting. A brief biodata of Prof. Puay Hoon Tan is given here under for the benefit of the members:

### Prof. Dr. PUAY HOON TAN



Dr Puay Hoon Tan is Chairman and Senior Consultant of the Division of Pathology, Singapore General Hospital, and Academic Chair of the Singhealth – Duke NUS Pathology Academic Clinical Program. She has active interests in breast, urologic and renal pathology, and was a Volume Editor of the 2012 (4th series) WHO Classification of Tumours of the Breast. She is a Standing Editorial Board Member for the 5th series of the WHO Classification of Tumours, IARC, Lyon, and is also an expert member for the Breast volume in this latest series. She sits on the Editorial Boards of Modern Pathology, Breast Cancer Research, Pathology, Seminars in Diagnostic Pathology. She is Associate Editor of Histopathology and the Singapore Medical Journal. Apart from a busy service largely focused on subspecialty surgical signouts, she and her collaborators are recipients of several research grants related to translational studies of breast and prostate cancer. She is author of more than 500 publications, and participates regularly in regional and international meetings.

Dr Tan's research interests in breast pathology centre around the classification of breast fibroepithelial lesions and their molecular pathogenesis, triple negative breast cancers, and ductal carcinoma in situ. In urologic pathology, she is engaged in prostate and renal cancer studies and was a contributor to the 2016 WHO Classification of Tumours of the Urinary System and Male Genital Organs and is a contributor to the upcoming 5th series of the WHO Classification of Genitourinary Tumours. She is a Past-President of the International Society of Breast Pathology (2013-2015), and was Councillor for Asia of the International Society of Urological Pathology (2009 – 2015). She is the immediate Past President of the Asian Breast Diseases Association, and is the current Convenor of the Assembly of Asia-Pacific International Academies of Pathology

## ESP - IAP CONGRESS GLASGOW 2020



The XXXIII International Congress of the International Academy of Pathology (IAP) and the 32nd Congress of the European Congress of Pathology (ESP) was held as a conjoint Congress. The ESP - IAP Congress was initially scheduled for August 2020 at Glasgow but was converted into a virtual Congress due to the prevailing COVID pandemic and held from 6th to 8th December 2020. The virtual Congress was attended by several delegates from India. Dr. Anita Borges (Education Committee member) attended the Education Committee meeting of the IAP. Dr. Francisco Couto (Vice President IAP) and the International Councilors representing the Indian Division Dr. S. Datta Gupta (President IAP-ID) and Dr. Anita Bhaduri (Secretary & Treasurer IAP-ID) attended the International Council meeting and took part in its deliberations. Dr. Francisco Couto was re-elected for another term as IAP Vice President. The IAP-ID congratulates Dr. Couto for this. The International Congress of the IAP in 2022 will be held in Sydney, Australia.

## CONDOLENCES

The IAP-ID is sad to announce the passing away of its former Executive Council members Dr. Arun Chitale, Dr. Subir Kumar Dutta and Dr. S. Satyanarayana in the recent past. The IAP-ID expresses its sorrow and heartfelt condolences at their sad demise and express condolences to his family. Brief obituaries is given below.

### Dr. ARUN CHITALE

(28th February 1937 -27th February 2021)



Dr Arun Chitale was born on 28th February 1937 in the small beach town of Dapoli, 218 Km away from Mumbai. He did his schooling in Dapoli and his college education in Pune and did his medicine and pathology from BJ Medical college. He moved to US and did residency at the Medical college of Virginia, Richmond and returned to Pune, India, after completing the American board in 1969. This may seem platitudinous, but what followed was nothing short of the extraordinary.

Unlike pathologists of his genre, Dr. Chitale set up a self reliant 'Surgical pathology Centre' offering exclusive histopathology and cytology services, including intra-operative consultations (frozen section). Funding from corporate institutes or business houses was quite unheard of then. Larger general hospitals and medical colleges had their own in house general pathologists who, overall, fulfilled the needs for all diagnostic tests of their registered patients; frozen sections were infrequent.

Dr. Chitale was young, energetic, well trained, enthusiastic and peripatetic; he would widely travel with the equipment required for frozen section, to various hospitals and private nursing homes, of Mumbai offering his expert services at the time and locale which suited the needs of the surgeon. In addition to such freelancing, Dr. Chitale secured attachments to several prestigious private hospitals. These included Bombay Hospital and Jaslok hospital. He was Honorary Professor at well known government hospitals like Sir J. J. Hospital, GT Hospital (affiliated to Grant Medical College) and KEM Hospital (the municipal hospital affiliated to G S Medical college). His list of attachments was long and impressive and included hospitals specializing in gynaecology, paediatrics, otorhinology and easily numbered over a dozen hospitals. He established a Bone registry for the orthopedic department of J J Hospital, oversaw the cytology service at KEM Hospital, set up a nephropathology service replete with immunofluorescence and electron microscopy at Jaslok hospital, and, an impressive pathology museum at Bombay Hospital compliant to the norms of postgraduate institutes.

Dr. Chitale was a postgraduate teacher of the Bombay University and, despite his busy private practice, he was very passionate about teaching and publications. The slide seminars which he conducted regularly at the state and national conferences were always oversubscribed, and one would need to be on time to procure an advance set of glass slides which he would so painstakingly generate each time. One of the most memorable meetings which Dr Chitale arranged was the five day International slide seminar wherein renowned stalwarts like Juan Rosai, Bernd Scheitauer, Steven Silverberg and Bharat Nathwani were the faculty. At a very early stage Dr Chitale started maintaining a computerised data base of every sample accrued at his centre; he also had a personal collection of more than 20,000 kodachrome slides depicting gross and microscopic features of specimens from his referral practice. He published a couple of monographs based on this material and also authored a text book on renal biopsies. He would often say "surgical pathology is not only tumour pathology".

As young residents at Grant Medical college we would get a months' rotation to learn orthopaedic pathology from his bone registry collection. Subsequent to my postgraduation he asked me whether I could "come down like a hound" and review the bone registry material. This opportunity and the review work helped me get an entry into the prestigious Tata Memorial Hospital and also defined my specialty identity in the long term.

Dr Chitale's attire would always be very impressive, much like the honoraries from the clinical branches. His imposing presence and expert comments were eagerly awaited at every meeting and his opinion was the last word in the discussion. Dr Chitale was not only a surgeon's pathologist, but also a physician's pathologist and very much a pathologist's pathologist! Several young pathologists would spend time training at his surgical pathology centre before embarking on private practice. Those struggling with a difficult case would often make a beeline to his surgical pathology centre in the evening and he would willingly and freely oblige fellow pathologists ever so often. His consultation fees were surprisingly very modest, despite his stature and I once took the liberty of saying how escalating his fees would help juniors to also hike their charges; needless to say, he rejected this unsolicited "advice", outright!

Dr Chitale was fond of acting in plays; that is how he met his life partner Dr Shobhana Chitale, who also completed her training in pediatrics while in US. She too set up her own independent clinic and a well established private practice. Their two sons Ashutosh and Dhananjay are pathologists in their own right.

Dr Chitale was always serious about ensuring a fast turnaround time, long before accreditation was on the horizon. He initiated and maintained a constant dialogue with the referring clinicians, much before today's multidisciplinary team discussions became the norm. Both these qualities endeared him to clinicians who started appreciating the value added by histopathology examination of every tissue. Dr Chitale's pioneering step of practicing exclusive anatomic pathology instilled confidence in those who wished to pursue surgical pathology as a career in private setups. Dr Chitale gave regular lectures for both undergraduates and postgraduates, took slide seminars almost every year (which entailed preparation and distribution of several sets of glass slides), published papers, monographs and books; this is a tall order for any pathologist, whether from an academic or a private practice set up.

His footprints will always be etched in gold in the history of surgical pathology of India

(A tribute by Dr. Nirmala Ajit Jambhekar, former Councilor IAP-ID and Former Professor & Head, Department of Pathology, Tata Memorial Hospital, Mumbai)



## Dr. SUBIR KUMAR DUTTA

(23rd November 1935 - 14th May 2021)



"Sir" as we knew him, was an exceptionally affectionate human being. Till a month before his passing he was active on various WhatsApp groups, sometimes expressing his distress at having become paraplegic.

He was born in 1935 in Calcutta, in the very house his lab sits - his address never changed. He attained his MBBS degree from Medical College Calcutta, followed by DCP and MD in Pathology, all of which he completed by 1968. After several postings in the medical colleges of Calcutta, he was appointed Dean of the Faculty of Medicine, a post he held from 1990 to 1998. He was also member of the Senate and the Syndicate, Calcutta University, and Vice President of the West Bengal Medical Council. He was one of my MD examiners, a very kind one, knowing exactly how to dispel a candidate's anxiety.

Professor Dutta had been Secretary as well as President of the state chapter of IAPM. This was followed by the post of President of the national body. He hosted APCON 2002 in Kolkata, after a long gap of about 13 years.

His areas of interest were sarcoidosis and arsenic and his passion for lab medicine knew no bounds. Dr Dutta's laboratory, Scientific Clinical Research Laboratory is famous in Kolkata as well as the suburbs. Always striving for excellence, he was one of the first lab owners to have their lab accredited by NABL and he has been the mentor and guide of many a pathologist aiming for accreditation. He would send over his SOPs to us and share points of discord which could possibly lead to non conformance. He was the first person to usher in NABL to the eastern zone.

Dr Dutta was one of the founder members of CAPP (Calcutta Association of Practicing Pathologists), a very vibrant association. He became President, then remained as Adviser till the very end. He was a social worker at the grassroot level – organ donation was a subject close to his heart. In this regard he had been president of Ganadarpan. To stress on his diverse interests, I would like to add that he was even President of the Laughing Club of Central Calcutta! He had also been Medical Secretary of The Asiatic Society, Kolkata.

He received the 'Eminent Teacher' Award 2003 from Calcutta University, 'Lifetime Achievement Award' from Ex Students' Association, Medical College Calcutta, & Indian Medical Association, and Bishista Chikitsa Samman to Eminent Doctors 2019 (West Bengal Govt). Dr Dutta was also Fellow of the Indian College of Pathologists and ex Council member of IAP-ID. He is remembered and mourned by innumerable students, friends and family. He leaves behind his wife, daughter, and grandson, also a doctor.

Dr Dutta succumbed to Covid on the 14th of May 2021 after a long and brave fight.

He would have had much more to offer to society and to the profession if he had lived a little longer.

**(A tribute by Dr. Mala Banerjee, former Councilor IAP-ID and Associate Professor of Pathology, KPC Medical College, Kolkata and Senior Consultant in Histopathology, Peerless Hospital, Kolkata)**

## Dr. S. SATYANARAYANA

(7th September 1955 - 25th May 2021)



Dr. Sridhara Satyanarayana was born in Venkatagiri, Andhra Pradesh. His father Sri S L Narasimham was a well known stage and movie artist. After graduating from SV Medical College, Tirupati, he joined Armed forces in 1977. Later he did MD Pathology from AFMC, Pune. His areas of expertise were in Cytology and Pathology of AIDS. He also popularized needle necropsies. WHO has recognized his role in development of mobile laboratory services in the control of infectious diseases. After 31 years of service in army he joined GSL Medical College, Rajahmundry as the Head of the Department in Pathology. He served as a Council member of International Academy of Pathology. He was the President of Indian Academy of Cytologists and Editor of Indian Journal of Pathologists and Microbiologists. He published 53 papers, organized several national conferences. He was also an invited speaker of several international conferences.

He died at the age of 67, survived by his wife Smt. Mallika and two daughters.

**(A tribute by Dr. Aruna Prayaga, Senior IAP-ID member and former Professor & HOD of Pathology, Nizam's Institute of Medical Sciences, Hyderabad)**

*The IAP-ID also expresses its heartfelt condolences on the sad passing away of its senior member Dr. Flora Lobo*

## Dr. FLORA LOBO



Dr. Flora D. Lobo, senior Professor of Pathology, Kasturba Medical College, Manipal, passed away on 21st September 2020. She was an eminent and distinguished Pathologist and faculty in Kasturba Medical College, Mangalore for 30 years and was an accomplished teacher. She was involved in various academic activities including UG and PG teaching, scientific conferences, CMEs, research and had many publications to her name. She is survived by her husband, daughter and son.

## IAP-ID ANNUAL CONFERENCE 2020

In view of the ongoing COVID 19 Pandemic, and for the safety of the IAP-ID members, the Executive Council of the IAP-ID along with Executive Committee of IAPM decided that the APCON Conference 2020 (conjoint Conference of IAP-ID and IAPM) would be differed to the year 2021

## IAP-ID GENERAL BODY MEETING 2020

The General Body Meeting of the IAP-ID was held in virtual format through the Zoom platform (Zoom Meeting ID: 890 3365 6301) on 20th December 2020 from 3pm onwards.

At the virtual General Body Meeting of the IAP-ID, Dr. Anita Bhaduri, Secretary & Treasurer, invited the President Dr. Siddhartha Datta Gupta to take the Chair and conduct the Proceedings.

President of the IAP-ID Dr. Siddhartha Datta Gupta chaired the Meeting and called the Meeting to order and welcomed the members.

Condolences were expressed and a minute silence observed for senior member Dr. Flora Lobo from Mangalore.

The Secretary & Treasurer, Dr. Anita Bhaduri read out the Minutes of the last General Body Meeting held on 5th December 2019 at 4.30 p.m. at Post Graduate Institute of Medical Sciences & Research, Chandigarh; the Annual Report of the Secretary & Treasurer for 2020; and the Audited Accounts for the Year 2019 – 20 and these were duly approved by the members. President Dr. Siddhartha Datta Gupta, Secretary & Treasurer Dr. Anita Bhaduri and Councilor Dr. Usha Kini having completed their terms, elections were held for these posts. Dr. Anita Bhaduri (Mumbai) was elected as the new President (2 year term), Dr. Reeni Malik (Bhopal) was elected as the new Secretary & Treasurer (4 year term) and Dr. Debdatta Basu (Pondicherry) as the new Councilor (2 year term). President IAP-ID Dr. S. Datta Gupta and other members present congratulated Dr. Anita Bhaduri, Dr. Reeni Malik and Dr. Debdatta Basu on their election to these posts. On behalf of the members present, Dr. Francisco Couto thanked the outgoing Office Bearers Dr. Siddhartha Datta Gupta (outgoing President), Dr. Anita Bhaduri (outgoing Secretary & Treasurer) and Dr. Usha Kini (outgoing Councilor) for their services to the IAP-ID.

It was decided that the IAP-ID Annual Meeting 2021 would be held, as usual, at venue of the IAPM Conference. Since the APCON 2020 (conjoint meeting of IAP-ID and IAPM) had been postponed to 2021 due to the COVID pandemic the APCON 2021 (and hence IAP-ID Annual Conference) would be at Raipur, to be organized by Dr. Renuka Gahine, Dr. Raju Bhaire and group. Depending on the prevailing situation at the time the meeting would be either virtual or physical or hybrid. It was decided that the same scientific programme as had been planned for the Annual Conference 2020 would be held in 2021. Hence, besides the Guest Lecture and a Slide Seminar by the invited foreign speaker it was decided that the Slide Seminar would be on “VISA [Variable Interpretation of Similar Appearances] of tumors of Accessory cells” to be moderated by Dr Faiq Ahmed (Hyderabad) and the Symposium on “Quality Assurance in Anatomic Pathology” to be moderated by Dr. N. Jayaram (Bangaluru). Again, since because the Mid Year Teaching Programme 2020 and the Annual CME 2020 were postponed due to the COVID pandemic it was decided that the Mid-Year Teaching Programme 2021 was allotted to Dr. Megha Uppin (Department of Pathology, Nizam's Institute of Medical Sciences, Hyderabad) on the theme “Muscle Biopsy Pathology”. Similarly, the IAP-ID 23rd Annual CME 2021 was allotted to Dr. Nuzhat Husain (Depart of Pathology, Dr. Ram Manohar Lohia Institute of Medical Sciences, Lucknow) on “Nuances & Pitfalls in Interpretation of Neoplastic Endoscopic GI biopsies”. Under miscellaneous matters it was suggested that IAP-ID explore the feasibility of having regular online educational programmes for members in India as well as IAP members overseas. It was also decided that henceforth, in keep with the trend of the International Academy of Pathology (IAP), the IAP-ID Newsletter would be online and no print copies would be produced. The Secretary & Treasurer Dr. Anita Bhaduri proposed the vote of thanks and the meeting was then declared closed by the President Dr. Siddhartha Datta Gupta.



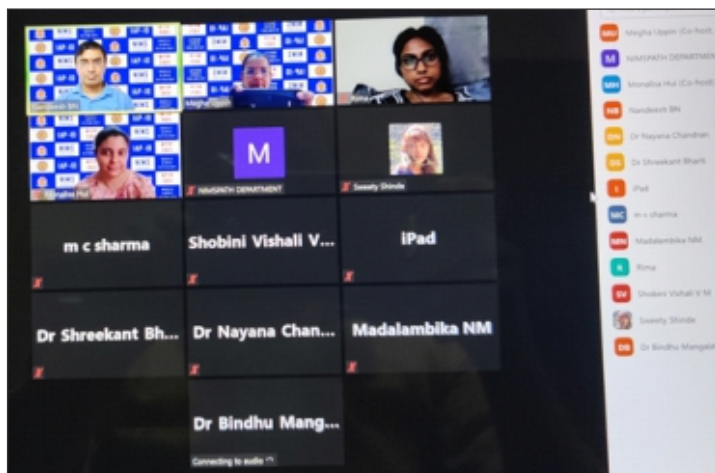
**IAP-ID Annual Conference on 2<sup>nd</sup> December 2021**

[www.apcon2021.com](http://www.apcon2021.com)



## MID-YEAR TEACHING PROGRAMME 2021 Hyderabad

The Mid-Year Teaching programme of International Academy of Pathology – Indian Division was held on 24<sup>th</sup> and 25<sup>th</sup> April 2021 on a virtual platform. The topic for the program was “muscle Biopsy Pathology”. The program was organized by Department of Pathology, Nizam's Institute of Medical Sciences, Hyderabad with Dr Megha Uppin as Organizing Secretary and Dr Shantveer uppin as organizing chairperson. The program started with virtual lighting of the lamp and Saraswati Vandana. Dr. Anita S. Bhaduri, President of IAP-ID and Dr. Francisco Couto, Vice President IAP and Past President IAP-ID were present during the occasion. The meeting was well attended by 172 delegates and was well organized. The scientific program covered in detail the relevant details of muscle biopsy including technique of biopsy, processing and interpretation. The various pathologies were effectively covered in guest lectures and slide seminars. The eminent faculty for the Mid Year Teaching Programme consisted of both Pathologists and Clinicians and included Dr Liza Rajsekhar, Dr Sireesha Yareeda, Dr Prajnya Ranganath, Dr Gayathri Narayanappa, Dr Sundaram Challa, Dr Bishan Radotra, Dr Meenakshi Swain, Dr Rashmi, Dr Nandeesh BN, Dr M C Sharma, Dr. Kiran Preet Malhotra, Dr Monalisa Hui and Dr Suneel Rachagiri. A set of slide boxes including 15 classic cases were also distributed to the delegates. The valedictory function was attended by Dr. Francisco Couto and Dr Reeni Malik. Both of them thanked the organizing team for the excellent Programme.



### Vacuoles in muscle bx

Rimmed vacuoles	Other vacuoles
<ul style="list-style-type: none"> <li>• IBM</li> <li>• Myofibrillar myopathy</li> <li>• Hereditary IBM</li> <li>• LGMD</li> <li>• Tibial muscular dystrophy</li> <li>• HMERF (hereditary myopathy with early respiratory failure)</li> <li>• DMRV (distal myopathy with RV)</li> <li>• VCPDM (distal myopathy with vocal cord &amp; pharyngeal involvement)</li> <li>• Welander distal myopathy</li> <li>• Oculopharyngodistal myopathy</li> </ul>	<ul style="list-style-type: none"> <li>• Glycogenoses &amp; lysosomal myopathies</li> <li>• Ion channel disorders</li> <li>• Myosin 2A myopathy</li> <li>• Oculopharyngeal muscular dystrophy</li> <li>• Vacuoles associated with toxins</li> <li>• Freeze artefact</li> </ul>

Congophilic deposits in RV :

- Myofibrillar myopathy
- IBM

### Autoimmune Myositis 2017

- Overlap myositis
- Dermatomyositis classic
- Necrotising autoimmune myositis

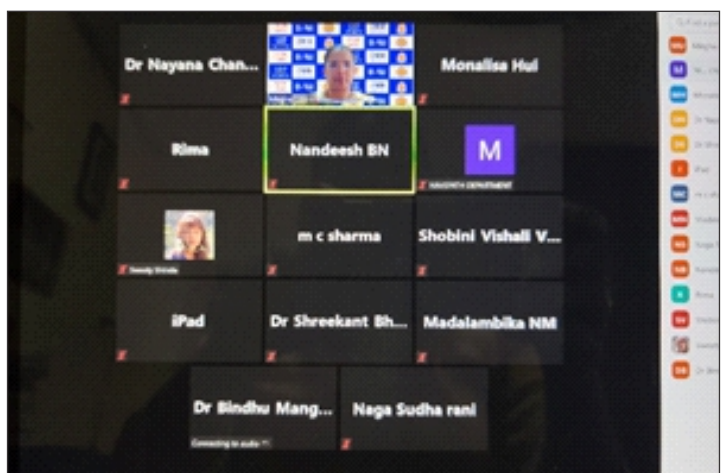
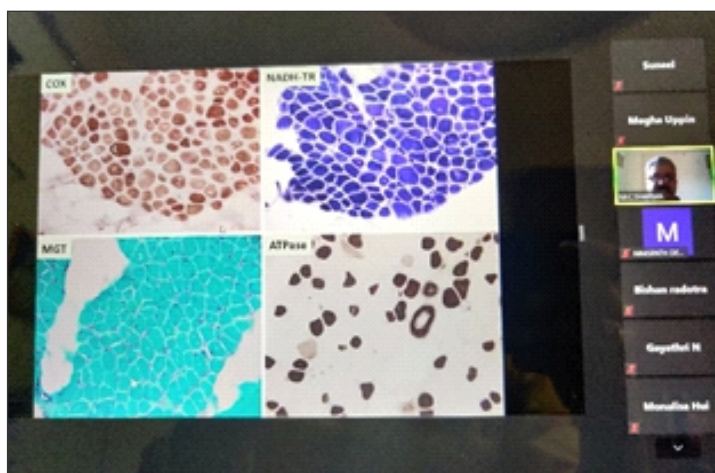
90%

- Polymyositis: become rare :diagnosis of exclusion
  - nonspecific phenotype (subacute proximal myopathy without overlap features or autoantibodies) is at high risk for mimickers
- Sporadic Inclusion body myositis

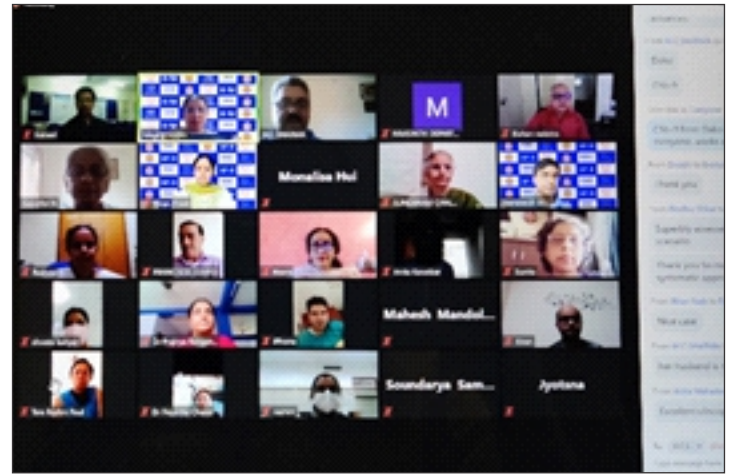
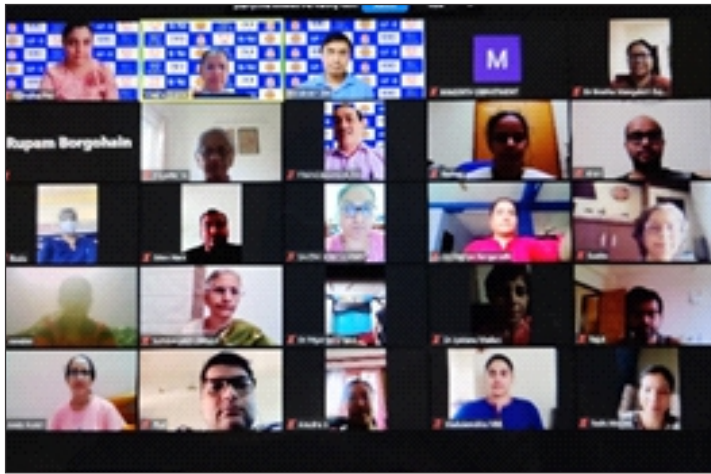
Senécal, Troyanov, Y. Editorial: A New Classification of Adult Autoimmune Myositis. *Arthritis & rheumatology* 2017

### CLINICAL APPROACH TO THE DIAGNOSIS OF NON INFLAMMATORY MYOPATHY

DR SIREESHA YAREEDA  
ASSISTANT PROFESSOR  
DEPARTMENT OF NEUROLOGY  
NIZAM'S INSTITUTE OF MEDICAL SCIENCES  
HYDERABAD







## CD'S OF IAP-ID SCIENTIFIC CONTENT

The following CD's containing proceedings and discussions of IAP-ID symposia and slide seminars are available for a fee.

- CD on "Interstitial Lung Diseases"**  
 A CD with the proceedings and discussion of the IAP-ID Symposium on "Interstitial Lung Diseases", moderated by Dr. Kusum Joshi (PGIMER, Chandigarh), is available for a fee of Rs. 200 paid by Demand Draft in favour of "Secretary & Treasurer, IAP - Indian Division" payable at "Mumbai".
- CD on "Neuromuscular Disorders"**  
 A CD with the proceedings and discussion of the IAP-ID Symposium on "Neuromuscular Disorders", moderated by Dr. C. Sundaram (NIMS, Hyderabad), is available for a fee of Rs. 200 paid by Demand Draft in favour of "Secretary & Treasurer, IAP - Indian Division" payable at "Mumbai".
- CD on "Unusual Tumour and Tumour like Lesions of Lung"**  
 A CD with the proceedings and discussion of the IAP-ID Slide Seminar on "Unusual Tumour and Tumour like Lesions of Lung", moderated by Dr. Pradeep Vaideeshwar (Seth G. S. Medical College & KEM Hospital, Mumbai), is available for a fee of Rs. 200 paid by Demand Draft in favour of "Secretary & Treasurer, IAP - Indian Division" payable at "Mumbai".
- CD on "Patterns of Glomerular Injury"**  
 A CD with the proceedings and discussion of the IAP-ID Slide Seminar on "Patterns of Glomerular Injury", moderated by Dr. Kusum Joshi (PGIMER, Chandigarh), is available for a fee of Rs. 200 paid by Demand Draft in favour of "Secretary / Treasurer, IAP-Indian Division" payable at "Mumbai".
- CD on "Pre Cancerous lesions of Gastro Intestinal Tract"**  
 A CD with the proceedings and discussion of the IAP-ID Slide Seminar on "Pre Cancerous lesions of Gastro Intestinal Tract", moderated by Dr. S. Datta Gupta (AIIMS, New Delhi), is available for a fee of Rs. 200 paid by Demand Draft in favour of "Secretary & Treasurer, IAP Indian Division" payable at "Mumbai".

**Any one CD fee is Rs. 200, Any two CDs together fee is Rs. 350, Any three CDs fee is Rs. 500, Any four CDs together fees is Rs. 700. All five CDs together fees is Rs. 800.**

Payment to be made by Demand Draft in favour of "Secretary / Treasurer, IAP-Indian Division" payable at "Mumbai" or by NEFT. The details of which are provided along with membership fee payment details.

For further details please contact the Secretary & Treasurer, IAP-ID.

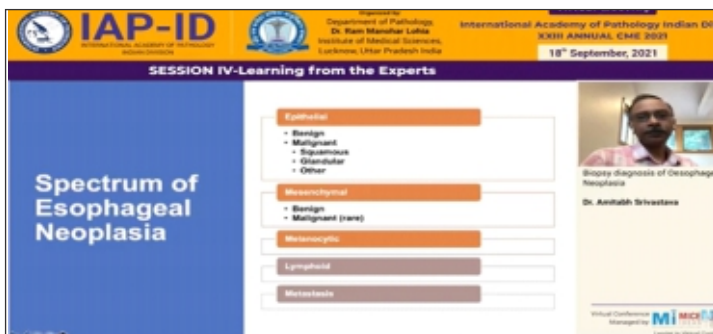
## IAP-ID 23rd ANNUAL CME 2021 Lucknow

The XXIII Annual CME of the International Academy of Pathology-Indian Division (IAP-ID) on “Nuances and Pitfalls in Interpretation of Neoplastic GI Biopsies and Beyond” was organized by the Department of Pathology, Dr. Ram Manohar Lohia Institute of Medical Sciences, Lucknow, Uttar Pradesh India on 18th-19th September 2021 on the Virtual platform. The theme of the CME was “Your ultimate learning experience on endoscopic GI biopsies with International and National speakers.” The course content covered the entire spectrum from Esophagus to the anal canal and the liver. The challenges and nuances with approach to reporting was discussed from imaging technology to orientation of mucosal biopsies, array of microscopic findings, new entities and the use of high-end investigations including immunohistochemistry, mutation analysis, predictive, prognostic biomarker testing which may help in further therapeutic management.

This CME was comprehensive learning experience with the best International and National speakers in the field of GI pathology. The eminent international speakers in the CME were Dr. Amitabh Srivastava, Harvard Medical School, Dr. Laura Tang, Memorial Sloan Kettering Cancer Center, Dr. Cord Langner, Graz Austria, Dr. Dhanpat Jain, Yale school of Medicine, Dr. Gregory Lauwers, Massachusetts General Hospital, Dr. Leona Doyle, Boston USA, Dr. Rish K. Pai, Mayo Clinic, Dr. Reetesh Pai, University of Pittsburgh and Dr. Tomas Slavik, Pretoria, South Africa. The prominent national speakers in the CME were Dr. Anjali Amrapurkar, Mumbai, Dr. Jai Mehta, Mumbai, Dr. Kim Vaiphai, PGIMER, Dr. Mukta Ramadwar TMH, Dr. Nuzhat Husain, RMLIMS, Dr. Prasenjit Das, AIIMS, Dr. Praveer Rai, SGPGIMS, Dr. Puja Sakhuja, GB Pant Hospital, Dr. Vatsala Misra, MLN Medical College and Dr. Rakesh Pandey, retired professor SGPGIMS.

The CME course content included neoplastic diseases with emphasis on the recent advances and molecular aspects along with which non-neoplastic diseases and infections were also covered through didactic lectures, slide seminars, live microscopy, case-based studies and interactive discussions. A novel challenge for the young budding pathologists through the Rapid fire session which was conceptualized to ensure some excitement with 5 min interesting cases with poll questions and audience awards. The course content was available at the website for one month after the event for a continued learning experience for the registered delegates.

The inaugural event had Prof. Soniya Nityanand, Director Dr. Ram Manohar Lohia Institute of Medical Sciences, Lucknow as the Chief Guest, Dr. Francisco Couto, Vice President International Academy of Pathology, as Guest of Honour, Dr. Anita Bhaduri, President IAP-ID and Dr. Reeni Malik Secretary IAP-ID. The organizing team comprised of Dr. Nuzhat Husain Organizing Chairperson, Dr Saumya Shukla Organizing Secretary, Dr Nidhi Anand Joint Organizing Secretary and Dr Namrata Awasthi as the treasurer. The CME received accreditation from the Uttar Pradesh Medical Council for six credit hours as per the MCI/NMCC CME accreditation guidelines and was attended by over 450 delegates from all over India.



## IAP-ID ASSOCIATE MEMBERS

Membership of the IAP-ID as Associate Members has been started for Post Graduate students in Pathology and others. These Associate Members would have no voting rights or other statutory rights of full members and would have to become full members of the IAP-ID on attaining their post graduate qualification. The Annual Membership fee for Associate Member is Rs. 300/-

For further details contact:

**Dr. REENI MALIK**

Secretary & Treasurer

IAP - Indian Division,

16, Ridge Road, Idgah Hills,

Bhopal, M.P., 462001.

Email: reenimalik@yahoo.co.in

## MEMBERSHIP FEE

**Annual Membership Fee of Rs. 500/-**

**Five Year Membership Fee of Rs. 2500/-**

**Associate Membership Fee (Annual) Rs. 300/-**

**Multi city Cheques / Demand Draft** made payable in favour of "**Secretary & Treasurer, IAP-Indian Division**".

Demand Drafts payable at "**Mumbai**".

**NEFT Payment:**

MICR Code 400024013.

IFSC Code PUNB0055400

ACCOUNTNUMBER 3632000100082636.

ACCOUNTNAME: Secretary & Treasurer, IAP-Indian Division

Membership fees to be sent to:

**Dr. REENI MALIK**

Secretary & Treasurer

IAP - Indian Division,

16, Ridge Road, Idgah Hills,

Bhopal, M.P., 462001.

## MEETINGS

**1) 12th Asia Pacific IAP Congress**

On demand: 1st - 14th November 2021

Virtual Congress (Okayama, Japan)

Website: <https://kwcs.jp/APIAP2021/>

**2) USCAP 111th Annual Meeting 2022**

Los Angeles Convention Center and JW Marriott LA,

Los Angeles, California, USA

19th - 24th March 2022

Website: [www.uscap.org](http://www.uscap.org)

**3) 34th European Society of Pathology (ESP) Congress**

Congress Center Basel, Switzerland

3rd - 7th September 2022

Website: [www.esp-congress.org](http://www.esp-congress.org)

**4) XXXIV International Academy of Pathology (IAP) Congress**

Hybrid Congress (Sydney, Australia)

11th – 13th October 2022 (Virtual)

14th – 15th October 2022 (In person)

Website: [www.iap2022.com](http://www.iap2022.com)





Venue : **Virtual Congress**

Congress President : **Tadashi Yoshino, M.D., Ph.D.**

Professor and Chairman, Department of Pathology, Okayama University Medical School

Date : On-demand : Nov. **1** (Mon) ~ **14** (Sun), 2021

Vice-President : **Takako Kiyokawa, M.D., Ph.D.**

Professor, Department of Pathology, The Jikei University School of Medicine

Live Q&A : Nov. **11** (Thu) - **12** (Fri), 2021

<https://kwcs.jp/APIAP2021/>

